



Meet the Enemy . . .

Rats have accompanied people to most areas of the world. People's indifference and carelessness in handling food and refuse have fostered populations of rats in such close proximity to their homes and work that they are called domestic rodents.

There are several species of rats, but the one we are concerned with is the Norway rat (**Rattus norvegicus**). This species is also called the barn rat, brown rat, house rat, wharf rat, and sewer rat.

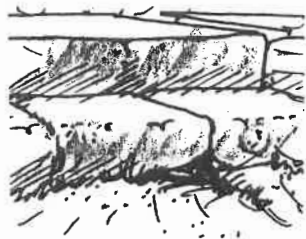
NASTY RAT



Rats are Bad . . .

- Rats spread diseases like salmonellosis, leptospirosis, plague, and rat bite fever.
- Rats bite people (usually defenseless adults and babies).
- Rats contaminate and destroy food.
- Rats destroy property.
- Rats cause hysteria when seen.
- Rats' gnawing may cause fires.

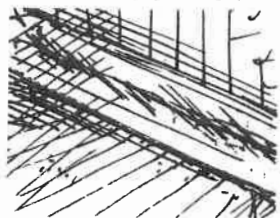
Looking for Rats? Here's How . . .




BURROW



DROPPINGS



SMEAR MARK



GNAW MARK

Burrows – Rats live in nests made in burrows in the ground. Look for holes or fresh diggings under concrete slabs, near garbage storage areas, along earth banks, near brush piles, and near similar places that provide harborage.

Droppings – Look for black shiny capsule shaped droppings with blunt ends. Norway rat droppings are approximately 3/4-inch long.

Runways – Outdoors – look for narrow beaten paths of earth free of debris. Indoors – look for greasy smear marks along walls, steps, and runways where rats travel.

Gnaw Marks – Look for distinct teeth marks and light colored wood chips for fresh gnaw marks. Rats like to gnaw on door ledges, corners, stored materials, etc.

What Attracts Rats? . . .



- Garbage on the ground.
- Garbage stored in plastic bags.
- Garbage stored in damaged cans or cans without lids.
- Pet food left out overnight.
- Animal droppings.
- Bird feed on the ground.
- Brush/rubbish piles.
- Large rubbish items.
- Burning barrels.
- Tall weeds and grass.

IMPROPER REFUSE STORAGE


How Can Rats be Eliminated?



You can

**get rid of existing infestations
by . . .**


1 Starving Them . . .



**PROPER
REFUSE STORAGE**

- Proper storage of garbage and rubbish is the single most important factor in rat prevention/elimination.
- Cans with tight fitting lids are essential.
- Plastic bags are not rat proof.
- Do not leave excess pet food sitting out.
- Wash pet food dishes daily.
- Feed birds from a bird feeder at least 4 feet off the ground.

**PROPER LUMBER AND
FIREWOOD STORAGE**



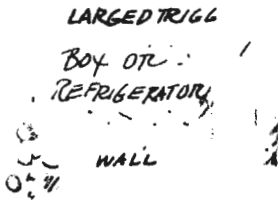
2 Cleaning the Premises . . .

- Get rid of all unnecessary articles, junk, and large rubbish items.
- Cut weeds and grass.
- Store lumber/firewood on racks 18 inches or more above the ground.
- Clean dog kennel/pen areas weekly.

3. Killing Them . . .



TRAP WITH EXPANDED TRIGGER



PROPER TRAP PLACEMENT

With Traps:




- **Snap traps** are the safest and least expensive way to kill rats.
- Place several traps along runways.
- Place trap with trigger toward the wall.
- An expanded trigger increases effectiveness.
- Expand triggers with 2-inch square cardboard or hardware cloth.
- Bait traps with peanut butter, raisins, bacon, or canned cat food (fish/meat flavored).
- Unbaited traps also are effective.

Poisoning Animals is not permitted per City Code Chap. 6, Section 6-4:
No person shall throw or deposit any poisonous substance on any exposed public or private place where it endangers, or is likely to endanger, any animal or bird.

EXAMPLES OF RAT PROOFING

4. Rat Proofing the Building . . .

- Seal all holes and openings within 3 feet of the ground.
- Seal all holes and openings 1/2 inch and larger.
- Use 17-gauge hardware cloth.
- Use 24-gauge sheet metal.
- Use Concrete
Brick
Mortar



RATS CAN:

- Squeeze through a 1/2-inch hole.
- Climb horizontal and vertical wires.
- Reach vertically 18 inches.
- Jump vertically 3 feet.
- Swim up floor drains.
- Swim up sewer lines.
- Swim through a toilet bowl trap.
- Survive on pet food.
- Survive on animal droppings.
- Gnaw through soft metals, wood, electrical wires, and cinder blocks.

RAT FACTS